

BAKERY & FOOD SERVICE CATALOG



BOXit Corporation

BOXit Corporation was founded in Cleveland, Ohio, in 1932 and has become one of the largest manufacturers of paperboard boxes. Excellent customer service, creative product design, and reliability in manufacturing are the core values of our business. We are proud to be known as a leading supplier of food service boxes and for having the largest inventory of in-stock paperboard boxes in the United States. For over 90 years we have been building our reputation on quality and innovation.

Our vast assortment of in-stock sizes and colors, offer our customers flexibility and quick turnarounds. BOXit's complete line of in-stock packaging includes food service, retail gift, and candy boxes. Need something unique? Our manufacturing capabilities allow us to produce a variety of sizes, styles, and print solutions for a wide range of markets. BOXit is sensitive to our environment and utilizes raw materials that are both recycled, renewable and responsibly sourced.

We welcome the opportunity to share our commitment to quality and customer satisfaction.

To learn more about our wide range of products and capabilities,

visit our website at www.BOXit.com

BOXit Stocks it




TABLE OF CONTENTS

Bakery Boxes	3-4
Sheet Cake & Utility Boxes	5
Donut Boxes & Trays	6
Window Bakery Boxes	7-8
VIEWit™ Bakery Boxes	8
Cupcake Boxes	9
Cupcake Inserts	10
Handled Bakery Boxes	11
Color Bakery Boxes	11-12
Cake Pads & Cake Circles	13
Macaron & Jumbo Strawberry Boxes	14
Candy Boxes	14
Drink Carriers & Trays	15
Pizza Boxes	16
Gable Boxes	17
Carry Out Boxes	17-18
Catering Boxes	19
Additional Information	20-22



BAKERY BOXES



BAKERY BOXES



CAKE, PASTRY & PIE BOXES

1 Piece Lock Corner
100% Recycled Material with White Outside and Kraft Interior

ITEM	SIZE	BUNDLE PACK	APPROX. WT/BDL.	CUBE/BDL.
444B-261	4 x 4 x 4	200	16	0.39
524B-261	5-1/2 x 2-3/4 x 4	250	21	0.51
542B-261	5-1/2 x 4 x 2-7/8	250	20	0.48
554B-261	5-1/2 x 5-1/2 x 4	250	31	0.79
632B-261	6-1/4 x 3-3/4 x 2 1/8	250	16	0.43
6625B-261	6 x 6 x 2-1/2	250	26	0.55
663B-261	6 x 6 x 3	250	27	0.63
63B-261	6-1/2 x 6-1/2 x 3	250	29	0.74
64B-261	6-1/2 x 6-1/2 x 4	250	35	0.85
642B-261	6-1/2 x 4 x 2-3/4	250	24	0.45
664B-261	6 x 6 x 4	250	36	0.84
753B-261	7 x 5 x 3	250	24	0.61
762B-261	7 x 6 x 2-1/4	250	27	0.52
773B-261	7 x 7 x 3	250	35	0.83
774B-261	7 x 7 x 4	200	34	0.86
775B-261	7 x 7 x 5	100	22	0.51
844B-261	8 x 4 x 4	200	24	0.52
853B-261	8 x 5-1/2 x 3	250	30	0.71
854B-261	8 x 5-1/2 x 4	250	39	0.87
882B-261	8 x 8 x 2-1/2	250	37	0.76
883B-261	8 x 8 x 3	250	41	1.05
884B-261	8 x 8 x 4	200	40	0.97
885B-261	8 x 8 x 5	100	24	0.59
886B-261	8 x 8 x 6	100	27	0.70
954B-261	9 x 5 x 4	250	39	0.89
963B-261	9 x 6 x 3	250	33	0.76
992B-261	9 x 9 x 2-1/2	250	41	0.94
993B-261	9 x 9 x 3	250	51	1.12
994B-261	9 x 9 x 4	200	49	1.14
995B-261	9 x 9 x 5	100	30	0.74

ITEM	SIZE	BUNDLE PACK	APPROX. WT/BDL.	CUBE/BDL.
1062B-261	10 x 6 x 2-1/2	250	32	0.76
1063B-261	10-1/4 x 6-1/4 x 3-1/2	250	40	0.98
1074B-261	10 x 7 x 4	100	18	0.46
1082B-261	10-1/2 x 8 x 2-1/2	250	42	0.89
10102B-261	10 x 10 x 2-1/2	250	50	1.23
10103B-261	10 x 10 x 3	250	58	1.36
10104B-261	10 x 10 x 4	100	26	0.72
10105B-261	10 x 10 x 5	100	36	0.92
101055B-261	10 x 10 x 5-1/2	100	41	1.05
10106B-261	10 x 10 x 6	100	44	1.07
1183B-261	11 x 8 x 3	200	41	0.93
1184B-261	11 x 8 x 4	200	53	1.14
1293B-261	12 x 9 x 3	100	24	0.64
12933B-261	12 x 9 x 3 (with 3" Tuck)	100	25	0.64
1294B-261	12 x 9 x 4	100	25	0.65
12123B-261	12 x 12 x 2-3/4	100	34	0.81
12124B-261	12 x 12 x 4	100	41	1.02
12125B-261	12 x 12 x 5	100	48	1.19
12126B-261	12 x 12 x 6	50	27	0.71
13932B-261	13 x 9 x 3-1/4	200	60	0.86
14104B-261	14 x 10 x 4	100	43	0.92
14105B-261	14-1/2 x 10-1/2 x 5	100	52	1.15
14145B-261	14 x 14 x 5-1/2	50	38	0.75
14146B-261	14 x 14 x 6	50	35	0.89
15113B-261	15 x 11 x 3-1/2	100	44	1.00
15115B-261	15 x 11 x 5	100	53	1.36
16166B-261	15-7/8 x 15-7/8 x 5-7/8	50	43	1.08

SHEET CAKE & UTILITY BOXES

UTILITY BOXES

100% Recycled Material

ITEM	SIZE	BUNDLE PACK	APPROX. WT/BDL.	CUBE/BDL.
2 Piece Lock Corner Complete Set - Lid & Base				
14103B-261	14 x 10 x 3	100	34	0.80
17113B-261	17 x 11 x 3	100	43	1.02
18133B-261	18 x 13 x 3	50	30	0.73
23123B-261	23 x 12 x 3-1/2	50	43	1.03



26184B-261



SHEET CAKE BOXES

100% Recycled Material with White Outside and Kraft Interior

ITEM	SIZE	BUNDLE PACK	APPROX. WT/BDL.	CUBE/BDL.
1 Piece Lock Corner				
14104B-261	14 x 10 x 4 (1/4 Sheet)	100	43	0.92
14105B-261	14-1/2 x 10-1/2 x 5 (1/4 Sheet)	100	52	1.15
18455B-261	18 x 14 x 5 (1/2 Sheet)	50	41	0.82
19144B-261	19 x 14 x 4 (1/2 Sheet)	50	32	1.02
1914B1-261	19 x 14 x 4-1/2 (1/2 Sheet)	50	40	0.80
1914B2-261	19 x 14 x 5 (1/2 Sheet)	50	43	0.85
20144B-261	20 x 14 x 4 (Full Sheet)	50	39	0.92
26184B-261	25-7/8 x 18-3/8 x 3-7/8 (Full Sheet)	25	30	0.83
28174B-261	28 x 17-3/4 x 4-7/8 (Full Sheet)	25	33	0.61
2 Piece Lock Corner, Full Telescoping Complete Set - Lid & Base				
19144.2B-261	19-1/2 x 14 x 4 (1/2 Sheet)	50	42	1.01
2 Piece Lock Corner Base & Auto Cover, Full Telescoping Complete Set - Windowed Lid & Corrugated Base				
14105W-408/126	14-1/4 x 10 x 5-1/8 (Corrugated Base)	50	26	2.51
19145W-408/126	19-1/16 x 14-1/4 x 5-1/8 (Corrugated Base)	25	20	1.82
2 Piece Lock Corner, Full Telescoping Lid & Base Sold Separately				
261844B-261	26-1/2 x 18-1/2 x 4 (Full Sheet, Lid or Base)	25	35	0.84
26193W-261	27-1/2 x 19 x 3 (Full Sheet - Window, Lid Only)	50	21	0.70
26194BF-408	26-7/8 x 18-7/8 x 4 (Corrugated Base Only, Full Sheet)	25	17	1.75
Sheet Cake Covers: Lock Corner				
18132B-261	18-1/2 x 13-1/4 x 2 (1/2 Sheet)	100	22	0.53
26182B-261	26-1/2 x 18-1/4 x 2 (Full Sheet)	100	46	0.98

COLOR SHEET CAKE BOXES

100% Recycled Materials

Colors: Kraft (194), Strawberry (195), Chocolate (513)

ITEM	SIZE	BUNDLE PACK	STRAW. APPROX. WT/BDL.	CHOC. APPROX. WT/BDL.	CUBE/BDL.
1 Piece Lock Corner; Strawberry (195), Chocolate (513)					
14104B	14 x 10 x 4 (1/4 Sheet)	100	37	33	0.92
19144B	19 x 14 x 4 (1/2 Sheet)	50	35	31	0.92

DONUT BOXES & TRAYS

DONUT BOXES


White SBS (126), Kraft SUS (501)
White Outside with Kraft Interior (261)

ITEM	SIZE	BUNDLE PACK	APPROX. WT/ BDL.	CUBE/ BDL.
Donut Boxes: 6 Corner Automatic White				
973B-126	9-5/8 x 6-3/4 x 3	250	38	2.56
15112B-261	15 x 11-1/2 x 2	100	36	3.25
151125B-126	15 x 11-1/2 x 2-1/4	100	31	2.75
171103B-261	17 x 11 x 3	125	54	4.03
Donut Boxes: Lock Corner, 1 Piece				
1063B-261	10-1/4 x 6-1/4 x 3-1/2	250	40	0.98
13932B-261	13 x 9 x 3-1/4	200	60	0.86
Donut Boxes: Lock Corner, 2 Piece White Complete Set - Lid & Base				
16113B-261	16 x 11 x 3-1/2	100	51	1.24


DONUT TRAYS

Automatic Trays, 4 Corner Glued
Kraft SUS (501). White Outside with Kraft Interior (261)

1393DN-261	13-1/2 x 9 x 3 (#1)	250	41	3.50
1393DN-501	13-1/2 x 9 x 3 (#1)	250	33	2.89
13103DN-261	13-1/2 x 9-7/8 x 3-3/8 (#2)	250	47	3.50
13103DN-501	13-1/2 x 9-7/8 x 3-3/8 (#2)	250	37	3.50
14103DN-261	14 x 10 x 3	200	38	2.47
16122DN-261	16 x 12 x 2-1/2	150	32	2.52
17112DN-261	17-1/4 x 11 x 2-1/2 (#3)	200	45	4.30



WINDOW BAKERY BOXES



CAKE, PASTRY & PIE BOXES

1 Piece: White SBS (126), Kraft SUS (501)

ITEM	SIZE	BUNDLE PACK	WHITE APPROX. WT/BDL	KRAFT APPROX. WT/BDL	CUBE/BDL.
663AW	6 x 6 x 3 (Glued 6 Corner Beers)	200	20	18	2.31
852AW	8 x 5-3/4 x 2-1/2 (Glued 6 Corner Beers)	200	19	17	1.79
882AW	8 x 8 x 2-1/2 (Glued 4 Corner Beers)	250	31	28	3.67
884AWFL	8 x 8 x 4 (Glued 4 Corner Beers) (Front Load)	150	27	26	1.92
885AW	8 x 8 x 5 (126 Only) (Glued 4 Corner Beers)	100	23	--	1.02
944AW	9 x 4-1/2 x 4 (Glued 4 Corner Beers)	250	37	35	1.90
992AW	9 x 9 x 2-1/2 (Glued 4 Corner Beers)	250	35	34	3.09
993AW	9 x 9 x 3 (501 Only) (Glued 4 Corner Beers)	200	--	29	2.78
994AWFL	9 x 9 x 4 (Glued 4 Corner Beers) (Front Load)	150	29	29	2.36
995AW	9 x 9 x 5 (Glued 4 Corner Beers)	100	28	25	1.39
1084AW	10 x 8 x 4 (Glued 4 Corner Beers)	125	27	26	2.03
10102AW	10 x 10 x 2-1/2 (Glued 4 Corner Beers)	150	26	24	3.63
10105W	10 x 10 x 5 (Lock Corner)	150	38	34	1.37
10105AW	10 x 10 x 5 (Glued 4 Corner Beers)	100	31	37	1.65
12125W	12 x 12 x 5 (Lock Corner)	100	35	31	1.27
1252AW	12-1/2 x 5-1/2 x 2-1/4 (Glued 4 Corner Beers)	200	26	23	2.59
1382AW	13 x 8-3/8 x 2-1/4 (126 Only) (Glued 6 Corner Beers)	100	18	--	1.54
14104W	14 x 10 x 4 (Lock Corner)	100	28	25	0.98
14104AWFL	14 x 10 x 4 (Glued 4 Corner Beers) (Front Load)	100	34	33	2.87
14104AW	14 x 10 x 4 (Glued 4 Corner Beers)	100	36	29	2.63
19144W	19 x 14 x 4 (Lock Corner)	50	24	31	1.06
19144AW	19 x 14 x 4 (Glued 4 Corner Beers)	50	26	23	2.51

CHOCOLATE & STRAWBERRY WINDOW BOXES

ITEM	SIZE	BUNDLE PACK	STRAW. APPROX. WT/BDL	CHOC. APPROX. WT/BDL	CUBE/BDL.
1 Piece Lock Corner; Strawberry (195), Chocolate (513)					
444W*	4 x 4 x 4	200	15	13	0.41
844W*	8 x 4 x 4	200	22	18	0.61
774W*	7 x 7 x 4	200	30	27	0.89
884W*	8 x 8 x 4	200	37	30	1.07
10104W	10 x 10 x 4	100	29	26	0.86
1294W	12 x 9 x 4	100	21	22	0.72
14104W	14 x 10 x 4	100	33	31	0.97

*Waterfall Window
Polypropylene film used for our windows

WINDOW BAKERY BOXES



19145W-408/126



14105W-408/126

QUARTER AND HALF SHEET TWO PIECE WINDOW BAKERY BOXES

White corrugated lock corner base for extra support.
White SBS automatic lid with window. Packed in complete sets.

ITEM	SIZE	CASE PACK	APPROX. WT/BDL	CUBE/CASE
14105W-408/126	14-1/4 x 10 x 5-1/8	50	26	2.51
19145W-408/126	19-1/16 x 14-1/4 x 5-1/8	25	20	1.82

VIEWIT™ BAKERY BOXES

NATURAL KRAFT - Folding automatic boxes with VIEWIT™ waterfall window.

ITEM	SIZE	DESCRIPTION	CASE PACK	WEIGHT PER CASE	CUBE/BDL.
V444AW-501	4 x 4 x 4	Auto bottom tuck top	175	13	0.60
V862AW-501	8 x 6 x 2	Glued 4 corner beers	175	14	1.25
V882AW-501	8 x 8 x 2-1/2	Glued 4 corner beers	150	18	1.39
V883AW-501	8 x 8 x 3-1/2	Glued 4 corner beers	150	24	1.70
V992AW-501	9 x 9 x 2-1/2	Glued 4 corner beers	150	19	1.91
V9935AW-501	9 x 9 x 3-1/2	Glued 4 corner beers	150	31	2.28



V882AW

V992AW

V444AW

CUPCAKE BOXES



WINDOW CUPCAKE BOXES

ITEM	SIZE	BUNDLE PACK	WHITE APPROX. WT/BDL.	KRAFT APPROX. WT/BDL.	CUBE/BDL.
1 Piece Lock Corner; White SBS (126), Kraft SUS (501)					
444W	4 X 4 X 4 (1 Cup) MRJ	100	6	6	0.20
842W	8 X 4 X 2-1/2 (2 Cup) M	100	6	6	0.20
844W	8 X 4 X 4 (2 Cup) RJ	100	9	8	0.25
772W	7 X 7 X 2-1/2 (4 Cup) M	100	9	8	0.25
774W	7 X 7 X 4 (4 Cup) R	100	12	10	0.36
884W	8 X 8 X 4 (4 Cup) J	100	14	14	0.36
1072W	10 X 7 X 2-1/2 (6 Cup) M	100	11	10	0.34
10104W	10 X 10 X 4 (6 Cup) R	100	19	20	0.62
1294W	12 X 9 X 4 (6 Cup) J	100	23	21	0.66
101025W	10 X 10 X 2-1/2 (12 Cup) M	100	15	15	0.46
14104W	14 X 10 X 4 (12 Cup) R	100	28	25	0.93
141025W	14 X 10 X 2-1/2 (24 Cup) M	100	24	20	0.80
19144W	19 X 14 X 4 (12 Cup) J (24 Cup) R	50	24	31	0.82
1 Piece Lock Corner; Strawberry (195), Chocolate (513)					
444W	4 X 4 X 4 (1 Cup) MRJ	200	15	13	0.41
844W	8 X 4 X 4 (2 Cup) RJ	200	22	18	0.61
774W	7 X 7 X 4 (4 Cup) R	200	30	27	0.89
884W	8 X 8 X 4 (4 Cup) J - Strawberry Only	200	37	30	1.07
10104W	10 X 10 X 4 (6 Cup) R	100	29	26	0.86
14104W	14 X 10 X 4 (12 Cup) R	100	33	31	0.97

WINDOW GABLE BOXES

Auto Bottom with Handle, Chocolate (513)

ITEM	SIZE	BUNDLE PACK	APPROX. WT/BDL.	CUBE/BDL.
GB844W	8 X 4 X 4 (2 Cup) RJ	100	11	0.65



NON-WINDOW CUPCAKE BOXES

1 Piece Lock Corner; White (261), Kraft (194), Strawberry (195), Chocolate (513)

ITEM	SIZE	BUNDLE PACK	APPROX. WT/BDL.	CUBE/BDL.
444B	4 X 4 X 4 (1 Cup) MRJ	200	16	0.39
844B	8 X 4 X 4 (2 Cup) RJ	200	24	0.52
774B	7 X 7 X 4 (4 Cup) R	200	34	0.86
884B	8 X 8 X 4 (4 Cup) J	200	40	0.97
10104B	10 X 10 X 4 (6 Cup) R	100	28	0.72
1294B	12 X 9 X 4 (6 Cup) J	100	30	0.65
14104B	14 X 10 X 4 (12 Cup) R	100	43	0.92
19144B	19 X 14 X 4 (12 Cup) J (24 Cup) R	50	35	1.02

Sizes: Mini (M), Regular (R), Jumbo (J)



CUPCAKE INSERTS

100% Recycled Material, Reversible White or Kraft




ITEM	SIZE	BUNDLE PACK	APPROX. WT/BDL.	CUBE/BDL.
44MCI-261	3-15/16 x 3-15/16 x 3/4 (Mini 1 Cup)	100	2	0.05
44CI-261	3-15/16 x 3-15/16 x 7/8 (1 Cup)	100	2	0.04
44JCI-261	3-15/16 x 3-15/16 x 5/8 (Jumbo 1 Cup)	100	1	0.03
84MCI-261	7-15/16 x 3-15/16 x 3/4 (Mini 2 Cup)	100	3	0.07
84CI-261	7-15/16 x 3-15/16 x 7/8 (2 Cup)	100	2	0.07
84JCI-261	7-15/16 x 3-15/16 x 5/8 (Jumbo 2 Cup)	100	2	0.06
77MCI-261	6-15/16 x 6-15/16 x 3/4 (Mini 4 Cup)	100	3	0.09
77CI-261	6-15/16 x 6-15/16 x 7/8 (4 Cup)	100	3	0.09
88JCI-261	7-15/16 x 7-15/16 x 5/8 (Jumbo 4 Cup)	100	3	0.10
107MCI-261	9-15/16 x 6-15/16 x 3/4 (Mini 6 Cup)	100	4	0.12
1010MCI-261	9-15/16 x 9-15/16 x 3/4 (Mini 12 Cup)	100	5	0.16
1010CI-261	9-15/16 x 9-15/16 x 7/8 (6 Cup)	100	6	0.17
129JCI-261	11-15/16 x 8-15/16 x 5/8 (Jumbo 6 Cup)	100	5	0.17
1410CI-261	13-15/16 x 9-15/16 x 7/8 (12 Cup)	100	6	0.22
1410MCI-261	13-15/16 x 9-15/16 x 3/4 (Mini 24 Cup)	100	6	0.22
1914JCI-261	18-15/16 x 13-15/16 x 5/8 (Jumbo 12 Cup)	100	11	0.37
1914CI-261	18-15/16 x 13-15/16 x 7/8 (24 Cup)	100	11	0.41

CUPCAKE INSERTS



Baking Cup Sizing For Inserts:

- Mini:
 - Overall Diameter=3-7/8
 - Bottom Diameter=1-5/8
 - Wall Ht=1-1/8
 - 2 oz Cupcake
- Regular:
 - Overall Diameter=4-3/4
 - Bottom Diameter=2
 - Wall Ht=1-3/8
 - 2-5/8 oz Cupcake
- Jumbo:
 - Overall Diameter=6
 - Bottom Diameter=2-1/4
 - Wall Ht=1-7/8
 - 5 Oz Cupcake



BOXit Stocks it

HANDLED BAKERY BOXES



HANDLED BAKERY BOXES

Folding boxes with automatic bottoms. Bakery boxes with convenient handle for carrying. Stackable. Printed White SBS board (126) or Kraft (194).

ITEM	SIZE	CASE PACK	WEIGHT PER CASE	CUBE/CASE
774TBP-126	7 x 7 x 4	150	28	0.96
10104TBP-126	10 x 10 x 4	100	32	1.31
774TB-194	7 x 7 x 4	150	29	1.06
10104TB-194	10 x 10 x 4	100	33	1.41

PREMIUM BLACK LICORICE BAKERY BOXES



BLACK LICORICE

1 Piece Lock Corner, Gloss Black Outside, White Interior, Compatible with most Cupcake Inserts



ITEM	SIZE	BUNDLE PACK	APPROX. WT/BDL.	CUBE/BDL.
444B-960	4 x 4 x 4	100	7	0.18
632B-960	6-1/2 x 3-3/4 x 2 1/8	100	5	0.16
774B-960	7 x 7 x 4	100	13	0.37
844B-960	8 x 4 x 4	100	9	0.24
853B-960	8 x 5-1/2 x 3	100	12	0.27
884B-960	8 x 8 x 4	100	16	0.39
954B-960	9 x 5 x 4	100	13	0.38
10102B-960	10 x 10 x 2-1/2	100	19	0.46
10104B-960	10 x 10 x 4	100	25	0.65
10105B-960	10 x 10 x 5	100	29	0.68
14104B-960	14 x 10 x 4	100	30	0.80
19144B-960	19 x 14 x 4	50	27	0.73

CHOCOLATE, KRAFT & STRAWBERRY BAKERY BOXES

CAKE, PASTRY & PIE BOXES

Colors: Kraft (194), Strawberry (195), Chocolate (513)
Made with 100% Recycled Paperboard

ITEM	SIZE	BUNDLE PACK	KRAFT APPROX. WT/BDL.	CHOC. / STRAW. APPROX. WT/BDL.	CUBE/BDL.
1 Piece Lock Corner					
444B	4 x 4 x 4	200	16	13	0.43
542B	5-1/2 x 4 x 2-7/8	250	14	16	0.49
632B	6-1/2 x 3-3/4 x 2-1/8	250	14	12	0.43
663B	6 x 6 x 3	250	23	21	0.69
753B	7 x 5 x 3	250	23	21	0.65
774B	7 x 7 x 4	200	35	31	0.85
844B	8 x 4 x 4	200	22	20	0.54
853B	8 x 5-1/2 x 3	250	27	26	0.76
854B	8 x 5-1/2 x 4	250	34	31	0.90
883B	8 x 8 x 3	250	41	32	0.98
884B	8 x 8 x 4	200	38	36	0.96
885B	8 x 8 x 5	100	22	21	0.66
954B	9 x 5 x 4	250	39	32	0.98
992B	9 x 9 x 2-1/2	250	39	32	1.03
994B	9 x 9 x 4	200	44	41	1.15
995B	9 x 9 x 5 - CHOCOLATE ONLY	100		23	0.71
1074B	10 x 7 x 4	100	18	16	0.51
10102B	10 x 10 x 2-1/2	250	47	43	1.29
10103B	10 x 10 x 3	250	53	50	1.45
10104B	10 x 10 x 4	100	26	23	0.68
10105B	10 x 10 x 5	100	36	33	0.97
10106B	10 x 10 x 6 - CHOCOLATE ONLY	100		40	0.95
1294B	12 x 9 x 4	100	26	23	0.71
12125B	12 x 12 x 5	100	45	39	1.17
12126B	12 x 12 x 6	50	26	23	0.72
14104B	14 x 10 x 4	100	39	33	0.92
14146B	14 x 14 x 6 - CHOCOLATE ONLY	50		29	0.91
19144B	19 x 14 x 4	50	34	31	0.92



BOXit Stocks it

CAKE PADS & CIRCLES



2618DGCP

1410DGCP



2618SWCP

1813SWCP

1410SWCP



2618SWCPGR

1813SWCPGR



10WCCGR

9WCCGR

8WCCGR

6WCCGR

CAKE PADS

ITEM	SIZE	BUNDLE PACK	APPROX. WT/BDL.	CUBE/BDL.
Single and Double Wall, Mottled White or Gold Scalloped				
1410SWCP	Single Wall White Pad (1/4 Sheet)	100	12	1.40
1813SWCP	Single Wall White Pad (1/2 Sheet)	100	21	2.86
2618SWCP	Single Wall White Pad (Full Sheet)	100	37	4.87
1813SGCP	Single Wall Gold Pad (1/2 Sheet)	100	22	2.83
2618SGCP	Single Wall Gold Pad (Full Sheet)	50	19	2.59
1410DWCP	Double Wall White Pad (1/4 Sheet)	50	10	1.29
1410DGCP	Double Wall Gold Pad (1/4 Sheet)	50	9	1.16
2618DGCP	Double Wall Gold Pad (Full Sheet)	50	32	3.80
Single and Double Wall, White with Grease Resistant Coating				
1410SWCPGR	Single Wall Pad (1/4 Sheet)	100	12	1.56
1813SWCPGR	Single Wall Pad (1/2 Sheet)	100	23	2.86
2618SWCPGR	Single Wall Pad (Full Sheet)	100	39	4.99
1410DWCPGR	Double Wall Pad (1/4 Sheet)	50	9	1.31
1813DWCPGR	Double Wall Pad (1/2 Sheet)	50	17	2.36
2618DWCPGR	Double Wall Pad (Full Sheet)	50	30	3.95

CAKE CIRCLES

ITEM	SIZE	BUNDLE PACK	APPROX. WT/BDL.	CUBE/BDL.
Mottled White or Gold Scalloped				
6WCC	6" White Cake Circle	100	3	0.45
7WCC	7" White Cake Circle	100	4	0.74
8WCC	8" White Cake Circle	100	5	0.77
9WCC	9" White Cake Circle	100	6	0.91
10WCC	10" White Cake Circle	100	7	1.13
12WCC	12" White Cake Circle	100	10	1.58
6GCC	6" Gold Cake Circle	100	3	0.45
7GCC	7" Gold Cake Circle	100	3	0.73
8GCC	8" Gold Cake Circle	100	5	0.75
10GCC	10" Gold Cake Circle	100	7	1.15
White with Grease Resistant Coating				
6WCCGR	6" White Cake Circle	100	3	0.43
7WCCGR	7" White Cake Circle	100	4	0.75
8WCCGR	8" White Cake Circle	100	5	0.75
9WCCGR	9" White Cake Circle	100	6	0.93
10WCCGR	10" White Cake Circle	100	9	1.11
12WCCGR	12" White Cake Circle	100	10	1.49



V2206-2342

Clear Vinyl Lid Set up Boxes

Available Colors:
Krome (005), Gold (602), Black Onyx (2045), Red (2342)

ITEM	SIZE	BUNDLE PACK	APPROX. WT/BDL.	CUBE/BDL.
V2206	8-1/8 X 2-5/8 X 2-3/16 (6 Piece)	100	15	0.82
V2212	8-1/8 x 5-1/4 x 2-3/16 (12 Piece)	50	11	0.82

Available Colors:
Gold (602), Red (2342)

ITEM	SIZE	BUNDLE PACK	APPROX. WT/BDL.	CUBE/BDL.
V2224	10-1/2 X 8-1/8 X 2-3/16 (24 Piece)	20	15	0.82

Macaron Tray - 6 cavity (2-5/16 x 1-1/4) - Clear

TR8006-100	8-1/8 x 2-5/8	500	4	0.32
TR8006/A-100	8-1/8 x 2-5/8	100	2	0.23

V2206 Holds 1 Tray, V2212 Holds 2 Trays & V2224 Holds 4 Trays

ITEM	SIZE (FLAT)	BUNDLE PACK	APPROX. WT/BDL.	CUBE/BDL.
------	-------------	-------------	-----------------	-----------

Jumbo Strawberry Inserts

Made From Food Grade SBS Paperboard - White
3 or 6 Cavity (2-9/16 x 2-1/2)

1003-126	2-9/16 x 15-11/16	100	2	0.19
1006-126	8-15/16 x 15-11/16	50	4	0.30

1003 Fits V2206 Box and 1006 Fits V2212 & V2224 Boxes

MACARON & JUMBO STRAWBERRY BOXES



V2212-602



V2224-602



V2206-602

V2212-2057

FOLDING CANDY BOXES

Auto Bottom Candy Boxes White (000)



ITEM	Approx. Weight	Size	CASE PACK	APPROX. WT/CASE	CUBE/ CASE
7005	1/2 lb.	5-1/2 X 2-3/4 X 1-3/4	100	4	0.23
7010	1 lb.	7 X 3-3/8 X 2	100	5	0.34
7015	1-1/2 lb.	7-1/4 X 4-3/8 X 2-3/8 (White Gloss Only)	100	9	0.39

Colors

Pink (2303)



7005	1/2 lb.	5-1/2 X 2-3/4 X 1-3/4	100	4	0.23
7010	1 lb.	7 X 3-3/8 X 2	100	5	0.34



2303 - Pink

000 - White Gloss



BOXit Stocks it

CUP CARRIERS & TRAYS

7710C-501



739C-501



779C-501
with Expandable Handle



962C-501



1162C-501



CUP CARRIERS & TRAYS

Kraft Automatic

ITEM	SIZE	BUNDLE PACK	APPROX. WT/BDL.	CUBE/BDL.
668C-501	6-7/16 x 6-7/16 x 8-3/8 (4 Cup 16oz)	200	20	1.41
739C-501	7-1/2 x 3-5/8 x 9 (2 Cup 32oz)	250	22	1.66
779C-501	7 x 7 x 9-1/4 Expandable Handle (4 Cup 32 oz)	200	32	2.10
7710C-501	7-1/4 x 7 x 9-1/4 (4 Cup 32oz)	100	13	0.94
962C-501	9-3/8 x 6-5/8 x 2-3/4 (Strap Tray)	250	22	1.76
1162C-501	10-7/8 x 6-5/8 x 2-5/8 (Strap Tray)	250	22	1.93

NOTE: Items 668, 739, 779 and 7710 are 1 pc. auto. bottoms w/ handles.
Items 962 and 1162 are beers strap trays.

PIZZA BOXES

LOCK CORNER PIZZA BOXES

1 Piece Lock Corner, White

ITEM	SIZE	BUNDLE PACK	WEIGHT PER BUNDLE
881P-261	8 x 8 x 1-1/2	100	11
991P-261	9 x 9 x 1-1/2	100	13
10101P-261	10 x 10 x 1-1/2	100	15
12121P-261	12 x 12 x 1-1/2	100	24
882P-261	8 x 8 x 2	100	13
992P-261	9 x 9 x 2	100	15
10102P-261	10 x 10 x 2	100	18
12102PH-261	12 x 10 x 2 Heavy (two piece)	100	30
12122P-261	12 x 12 x 2	100	25
12122PH-261	12 x 12 x 2 Heavy	100	31
14142P-261	14 x 14 x 2	100	40
16162P-261	16 x 16 x 2	100	52



4 CORNER AUTOMATIC PIZZA BOXES

1 Piece Automatic Beers Style, White

ITEM	SIZE	CASE PACK	WEIGHT PER CASE
771AP-261	7 x 7 x 1-1/2	300	32
10101AP-261	10 x 10 x 1-1/2	200	39
12121AP-261	12 x 12 x 1-1/2	100	30
14141AP-261	14 x 14 x 1-1/2	100	38
16161AP-261	16 x 16 x 1-1/2	100	48



PRINTED PIZZA BOXES

Chef's Classic Graphic Lock corner, White

ITEM	SIZE	CASE PACK	WEIGHT PER CASE
992PSP-261	9 x 9 x 2	100	15
10102PSP-261	10 x 10 x 2	100	18
12122PSP-261	12 x 12 x 2	100	27
14142PSP-261	14 x 14 x 2	100	40
16162PSP-261	16 x 16 x 2	100	54




BOXit Stocks it



CARRY OUT BOXES

FAST TOP BOXES



843FT-126

954FT-126

HANDI-SNAK BOXES



325HS-126



FAST TOP

White SBS, Auto Bottom

ITEM	SIZE	CASE PACK	WEIGHT PER CASE	CUBE/CASE
742FT-126	7 x 4-1/2 x 2-3/4	500	40	1.26
843FT-126	8-7/8 x 4-7/8 x 3-1/16	400	40	1.33
954FT-126	9 x 5 x 4	250	30	1.17

HANDI-SNAK

White SBS, Auto Bottom

ITEM	SIZE	CASE PACK	WEIGHT PER CASE	CUBE/CASE
325HS-126	3 x 2-5/8 x 5	250	13	0.87

GABLE BOXES

White Outside with Kraft Interior (000) & Kraft SUS (501)

Color Kraft Carry Out Gable Boxes

Pinstripe Design: Black (511), Red (149) & French Blue (148)

ITEM	SIZE	CASE PACK	WHITE APPROX. WT/CASE	KRAFT APPROX. WT/CASE	CUBE/CASE
GB42	4 x 2-1/2 x 2-1/2 (White and Kraft Only)	250	13	9	0.46
GB64	6 x 4 x 4 (White and Kraft Only)	100	11	8	0.59
GB84*	8 x 4-7/8 x 5-1/4 (Available in Color Kraft)	100	17	13	0.94
GB853	8-7/8 x 5 x 3-1/2 (5 lb.) (White and Kraft Only)	250	37	29	1.79
GB856	8-7/8 x 5 x 6-3/4 (10 lb.) (White and Kraft Only)	150	30	24	1.46
GB955	9-1/2 x 5 x 5 (Available in Color Kraft)	125	23	20	1.33

* Not available in French Blue

ONE-PIECE STACKABLE MEAL BOXES

Folding boxes with automatic bottoms. Boxes fold flat for easy storage and assemble in seconds.

Kraft SUS (501)

ITEM	SIZE	CASE PACK	WEIGHT PER CASE	CUBE/CASE
856TB-501	8-7/8 x 5 x 6-3/4 (10 lb)	150	37	1.87

CARRY OUT BOXES

SNAK-PAKS

White 6 Corner Automatic

ITEM	SIZE	CASE PACK	WEIGHT PER CASE	CUBE/CASE
953S-261	9 x 5-1/2 x 2-3/4	200	31	1.99
1063S-261	9-7/8 x 6-3/8 x 3-7/16	150	34	2.48
1293S-261	12-1/2 x 9-3/8 x 3-1/2	100	41	2.55

TAMPER EVIDENT BOXES

Automatic 6 corner vented folding boxes with or without window. Tamper Evident tab allows customers to see if contents may have been compromised. White SBS board.

ITEM	SIZE	CASE PACK	WEIGHT PER CASE	CUBE/CASE
973STE-126	9-1/4 x 7-3/8 x 3-1/8	150	22	1.79
973SWTE-126	9-1/4 x 7-3/8 x 3-1/8 (Window)	150	22	1.79

TUCK TOP DELI BOXES

White 1 Piece Automatic

ITEM	SIZE	CASE PACK	WEIGHT PER CASE	CUBE/CASE
953D-261	9 x 5 x 3 (Auto Bottom)	200	25	1.47
954D-261	9 x 5 x 4 (Auto Bottom)	200	28	1.82
992D-261	9 x 9 x 2-1/2 (6 Corner Automatic)	150	30	2.07

SAUSAGE & MEAT PATTY BOXES

ITEM	SIZE	CASE PACK	WEIGHT PER CASE	CUBE/CASE
1055M-261	10 x 5 x 5-1/2 (Auto Bottom)	200	43	2.44

HANDLED TO GO BOXES


Folding boxes with automatic bottoms. Meal boxes with convenient handle for carrying. Stackable. Printed White SBS board (126) or Kraft (501)

ITEM	SIZE	CASE PACK	WEIGHT PER CASE	CUBE/CASE
973STBP-126	9-1/4 x 7-3/8 x 3-1/8	100	25	1.07
973STB-194	9-1/4 x 7-3/8 x 3-1/8	100	25	0.89

SNAK-PAK BOXES



TAMPER EVIDENT BOXES



TUCK TOP DELI BOXES



HANDLED TO GO BOXES



BOXit Stocks it

CATERING BOXES



22134BF-408



13114BF-408

13111BFCOV-408



21134KF-408



21134KF-408



160.OZ-BEV



96.OZ-BEV

HANDLED CATERING BOXES

B-Flute corrugated construction. Boxes have an easy open/close front flap for loading/unloading and are notched for easy stacking. Bundles are poly wrapped and shipped flat.

White outside and kraft interior

ITEM	SIZE	BUNDLE PACK	WEIGHT PER BUNDLE	CUBE/ BUNDLE
Handled Box - Tuck top lid with diecut display				

21134BF-408	21-1/2 x 13-3/8 x 4	25	27	1.76
-------------	---------------------	----	----	------

Handled Tray

13114BF-408	13-1/2 x 11 x 4	25	11	0.68
-------------	-----------------	----	----	------

22134BF-408	22-1/2 x 14-1/2 x 4	25	16	0.99
-------------	---------------------	----	----	------

Tray Lids

13111BFCOV-408	14-3/8 x 11-1/2 x 1-1/2	25	6	0.58
----------------	-------------------------	----	---	------

22141BFCOV-408	22-7/8 x 14 x 1-1/2	25	10	0.98
----------------	---------------------	----	----	------

Kraft

ITEM	SIZE	BUNDLE PACK	WEIGHT PER BUNDLE	CUBE/ BUNDLE
Handled Box - Tuck top lid with diecut display				

21134KF-408	21-1/2 x 13-3/8 x 4	25	27	1.76
-------------	---------------------	----	----	------

Handled Tray

13114KF-408	13-1/2 x 11 x 4	25	11	0.68
-------------	-----------------	----	----	------

22134KF-408	21 x 14-1/2 x 4	25	16	0.99
-------------	-----------------	----	----	------

Tray Lids

13111KFCOV-408	14-3/8 x 11-1/2 x 1-1/2	25	6	0.58
----------------	-------------------------	----	---	------

22141KFCOV-408	22-7/8 x 14 x 1-1/2	25	10	0.98
----------------	---------------------	----	----	------

Printing available -

Up to three spot colors with a 500 piece minimum. Full coverage and four color process available with a 2,500 piece minimum.

HOT AND COLD BEVERAGE CONTAINERS

Hot and Cold Beverage Containers. Easy to fill insulated nylon bag keeps coffee and other non-carbonated beverages hot or cold for 2+ hours. Made with durable corrugated. Easy set up and fill.

Kraft

ITEM	SIZE	BUNDLE PACK	WEIGHT PER BUNDLE	CUBE/ BUNDLE
96.OZ-BEV	96 oz	25	12	2.16
160.OZ-BEV	160 oz / 1.25 gal	20	13	2.36

Custom printing available.

CUSTOM SOLUTIONS

BOXit Corporation has over 90 years of manufacturing experience to help you bring your custom packaging project to fruition. We produce both folding and set-up boxes and we pride ourselves on our quality, creativity and reliability.

Set up Style Boxes: A rigid box is constructed three dimensional, over-wrapped in paper/material and delivered ready to use. Ideal for electronic products, candy, cosmetic, jewelry, stationary, board games and many other uses.

Folding Style Boxes: Boxes are made from bending grades of paperboard, cut and creased into a wide range of sizes and shapes. Can be printed or plain. Usually arrives to the customer flat or collapsed. Ideal for consumer products, food service, gift boxes, and many other uses.

We specialize in both small and large production run quantities.

Minimums for the most competitive pricing start at:

Box Style - Custom	No Printing	Printed	Size Constraints
Set-up Boxes	500 pieces	500 pieces	**1-1/8" x 3/4" x 5/16" up to 23-1/2" x 15-1/2" x 7-1/2"
Lock Corner Boxes	2,500 pieces	2,500 pieces	4" x 4" x 4" up to 26" x 18" x 6"
Glued Boxes (Straight Line)	5,000 pieces	5,000 pieces	2" x 2" x 2" up to 28" x 15" x 5"
Glued Boxes (4 & 6 Corner)	10,000 pieces	10,000 pieces	2" x 2" x 2" up to 28" x 15" x 5"

Die Cutting			
Platforms, insert, etc.	2,500 pieces	2,500 pieces	Sheet Size Min. 2"x 4.25" Max. 32" x 45"

Windowing			
Lock Corner Boxes	2,500 pieces	2,500 pieces	Window Min 2" x 2" Max. 14" x 22"
Glued Boxes (Collapsible)	10,000 pieces	10,000 pieces	Window Min 2" x 2" Max. 14" x 22"

Box Style - In-Stock Sizes	Printed		
Set-up Boxes		500 pieces	
Lock Corner Boxes - 1 color		2,000 pieces	
Lock Corner Boxes - 2+ colors		5,000 pieces	
Glued Boxes (Straight Line)		5,000 pieces	
Glued Boxes (4 & 6 Corner)		10,000 pieces	

Lead times can vary throughout the year but normally run between 6 - 8 weeks

***All dimensions are independent of each other*

In order to expedite orders please provide artwork in hi-resolution print-ready PDF's. PDF proofs are available at no charge. Fees may apply for art preparation, full scale proofs, prototypes, plates, and dies.

Let us help you build your brand and standout from the competition.



SUSTAINABILITY



Reduce • Re-use • Recycle

BOXit is committed to our environment!

We manufacture paperboard boxes and packaging using recycled and renewable resources. Our paperboard contains a minimum of 35% post-consumer waste, and all of our paperboard materials are 100% recyclable where recycling programs are available.

We are committed to responsible forestry practices and partner with suppliers who share our commitment to sustainable sourcing.

All manufacturing and office paper waste generated at our facilities is carefully collected, baled, and returned to the paperboard mill for recycling.

At BOXit, we continuously evaluate and improve our recycling and paper waste management programs to reduce our environmental impact and contribute to a more sustainable future.



General Information

Minimum in-stock order is one case

Request a Quotation

Request a quotation when ordering a special size, a variation of one of our in-stock boxes, custom printing or when ordering substantially larger quantities than listed.

Terms

1% 10 days, net 30 – F.O.B. Cleveland, OH or Delivered

Delivery

In-stock, non-printed items will be shipped within 48 hours. Delivery of CUSTOM and IMPRINTED items may vary seasonally. Estimated shipping dates are shown on the acknowledgment. Call for estimated ship times on truck load shipments.

Orders placed for future delivery are subject to prevailing prices at the time of shipment.

Return of Merchandise

If it is necessary to return merchandise, contact our Sales/Customer Service Department. **No returns will be accepted without a BOXit return authorization number.** We will replace items if we are in error. Any items returned will be subject to a 20% restocking fee or a minimum of \$20.00. Any item held for over six months will not be eligible for return.

Loss or Damage

All products should be inspected carefully upon delivery. We are not responsible for loss or damage sustained in transit. Claims should be made promptly against the carrier. External visible damage and/or shortages must be noted on carrier's waybill at time of delivery.

Cancellations

Cancellations must be submitted to our Sales Department in writing and are subject to charges based on any work performed or materials ordered prior to the cancellation.

Custom Orders

Custom orders are subject to overruns or underruns not to exceed 15%.

Acknowledgments are sent for every custom order. Compare the acknowledgment to your purchase order to ensure that your instructions have been correctly interpreted.

There may be a slight variation of paper, paperboard or ink colors from order to order and from size to size.

Weights listed are approximate due to the nature of paperboard.

Prices are subject to change.

Artwork Information

To expedite orders we prefer your artwork be provided in the following format:

- Hi-Resolution, print-ready PDF files.
- All images must be embedded and all fonts outlined (or converted to curves).

Files can be delivered to us in a variety of ways:

- Supply us with a CD-ROM, DVD-R, DVD+R, DVD-RW and DVD+RW
- Supply us with a USB Thumb drive
- Email files less than 10 MB in size
- Upload larger files through our FTP website: Up to 30 MB
- Camera-ready artwork (Photocopies and Facsimiles are not acceptable forms of camera-ready artwork)

We understand that files may need to be repaired or revised; if possible we are more than willing to make them for you. *We charge \$100/hr. (\$40 minimum) for repairs, changes, color corrections and other prepress computer work.*

In House Software: Adobe CS5 (Photoshop, InDesign, and Illustrator)

If any of the above software is not available our preferred file format is Hi-Resolution PDF. If sending files created on a Mac please make sure the file extension is included with the file (ex. myartwork.pdf). Difficulty in reading files may result in additional fees. Customers will be contacted regarding any difficulty.

Having your files prepared properly will save you time and money.

Patent, Trademark, & Copyright Infringement

Customer assumes any and all liability for patent, trademark or copyright infringement when orders are processed to customer's specifications. Customer acknowledges that they are the owner or has the authority to give BOXit permission to reproduce such trademark, copyright or patent.





BOXit Corporation

BOXit Stocks it

[www.**boxit**.com](http://www.boxit.com)

For more information, call or email
us at boxitinfo@boxit.com

5555 Walworth Avenue | Cleveland, OH 44102

800.Get. A BOX | 800.438.2269 | 216.631.6900 | Fax 800.969.3297

Rev .12

SCAN QR CODE
TO VISIT OUR
WEBSITE

